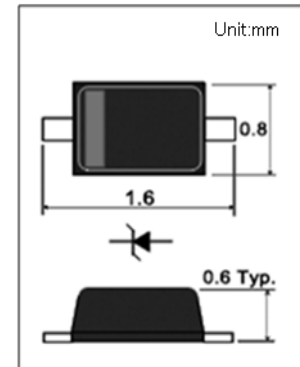


- ◇ Low Forward Voltage Drop
- ◇ **SOD523** Micro SMD Package
- ◇ RoHS Compliant / Green EMC
- ◇ Matte Tin (Sn) Lead Finish
- ◇ Cathode Band / Device Marking
- ◇ Surface Mount Package Ideally Suited For Automatic Insertion



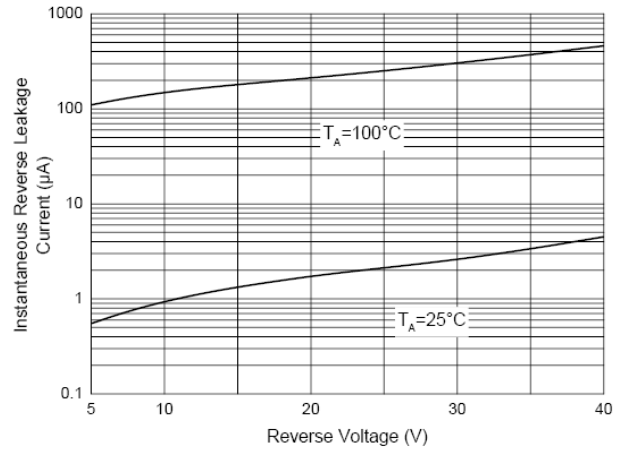
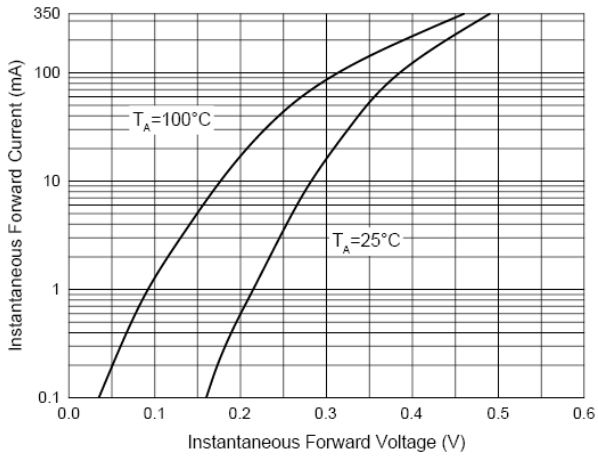
### Maximum Ratings (Ta = 25 °C)

Symbol	Parameter	Value	Units
$V_{RRM}$	Peak Repetive Reverse Voltage	40	V
$V_{RWM}$	Working Peak Reverse Voltage	40	V
$V_R$	DC Blocking Voltage	40	V
$V_{R(RMS)}$	RMS Reverse Voltage	28	V
$I_{FM}$	Forward Continuous Current	350	mA
$I_{FSM}$	Non-Repetitive Peak Forward Surge Current ( @t=8..3ms )	2.0	A
$P_D$	Power Dissipation	200	mW
$T_J$	Junction Temperature	125	°C
$T_{STG}$	Storage Temperature	-55 to +150	°C
$R_{\theta JA}$	Thermal Resistance From Junction To Ambient	625	°C/W

### Electrical Characteristics (Ta = 25 °C)

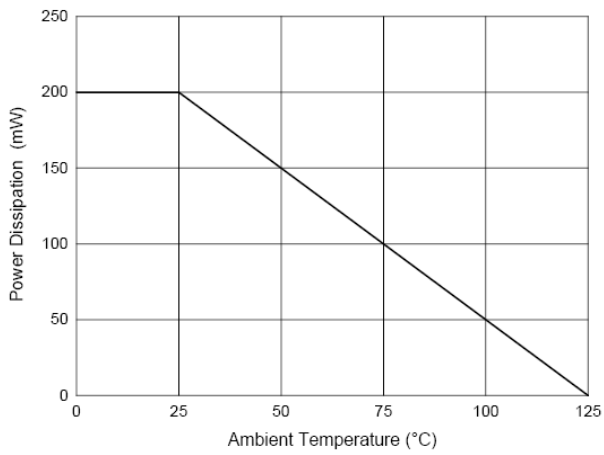
Symbol	Parameter	Conditions	Min	Typ	Max	Units
$V_{BR}$	Reverse Voltage	$I_F = 100\mu A$	40			V
$V_F$	Forward Voltage	$I_F = 20mA$			0.37	V
		$I_F = 200mA$			0.60	V
$I_R$	Reverse current	$V_R = 30V$			5	$\mu A$
$C_T$	Capacitance	$V_R = 0V, f = 1MHz$			50	pF
$t_{rr}$	Typical Reverse Recovery Time	$I_F = I_R = 200mA,$ $I_{rr} = 0.1 * I_R, R_L = 100 \Omega$		10		ns

**Curve Characteristics**



**Typical Instantaneous Forward Characteristics**

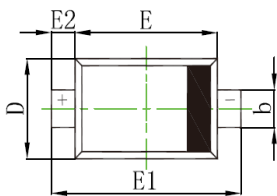
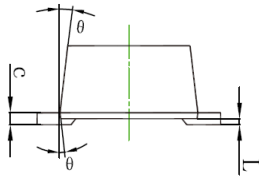
**Typical Reverse Leakage Characteristics**



**Power Derating Curve**

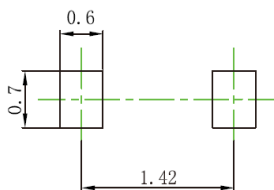
## Package Dimensions

Package outline : SOD-523



Unit	A	A1	b	c	D	E	E1	E2	L	theta
Max.	0.70	0.70	0.35	0.15	0.85	1.30	1.70	0.25	0.07	7° REF.
Min.	0.51	0.50	0.25	0.08	0.75	1.10	1.50	0.15	0.01	

**SOD523Package Outline**



**Land Pattern Recommendation**

**Note:**

1. Halogen free,EMC
2. Pb free solder
3. Lead thickness includes solder plating
4. Lead frame: Cu
5. Other Tolerance: ±0.05
6. Dimensions are exclusive of Burrs,Mold Flash and Tie Bar extrusions
7. Unit: mm